

## School vs. Project

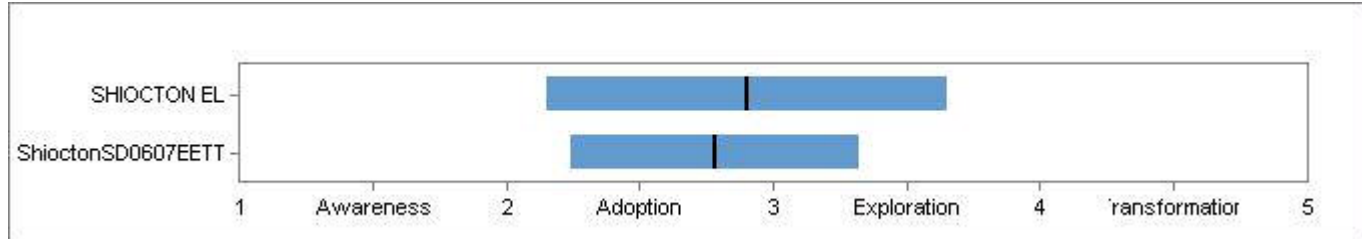
**School:** SHIOCTON EL

**District:** SHIOCTON

**City:** SHIOCTON **State:** WI - Wisconsin

**Survey Dates:** Feb 1 2007 through Feb 28 2007

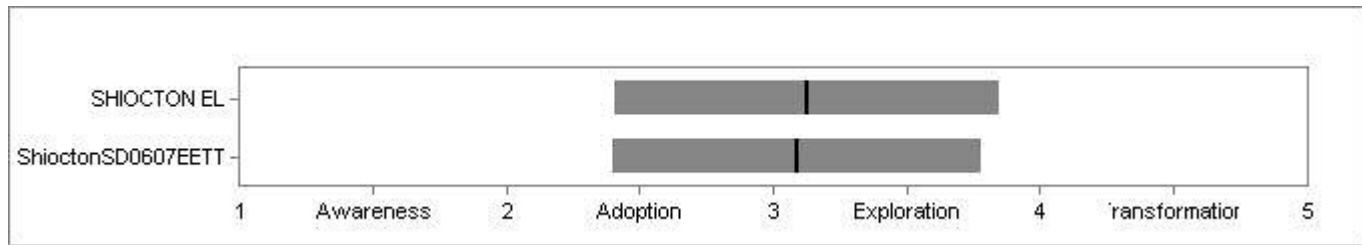
**Condition:** Forward-Thinking, Shared Vision



**SHIOCTON EL:** Mean = 2.9 Variation = 0.75

**ShioctonSD0607EETT:** Mean = 2.78 Variation = 0.54

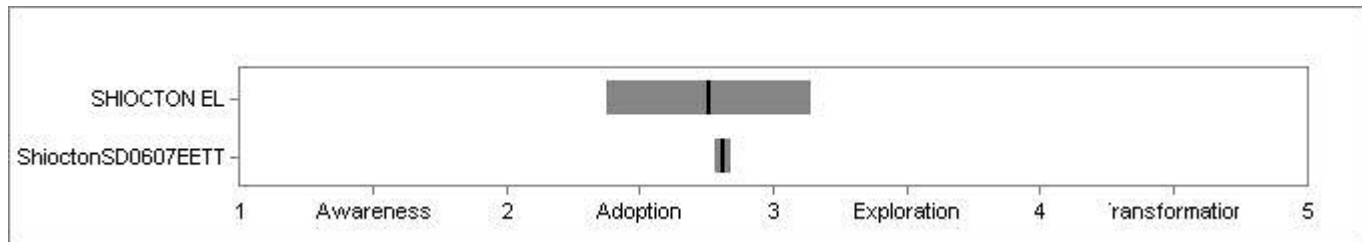
**Indicator:** Digital-Age Vision for Learners



**SHIOCTON EL:** Mean = 3.13 Variation = 0.72

**ShioctonSD0607EETT:** Mean = 3.09 Variation = 0.69

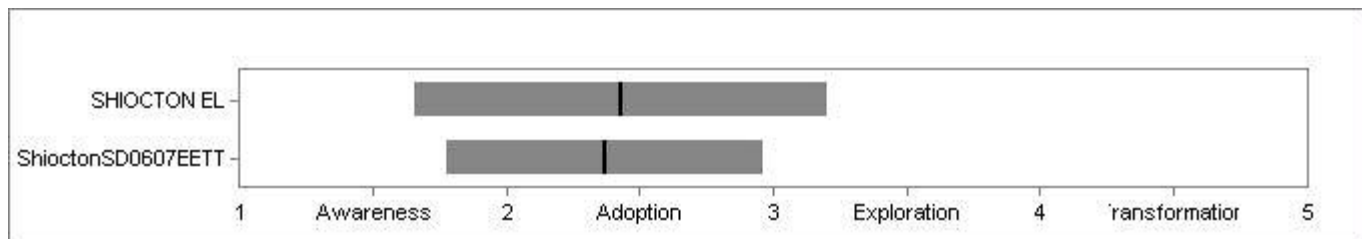
**Indicator:** Sound Base in Research and Best Practices



**SHIOCTON EL:** Mean = 2.76 Variation = 0.38

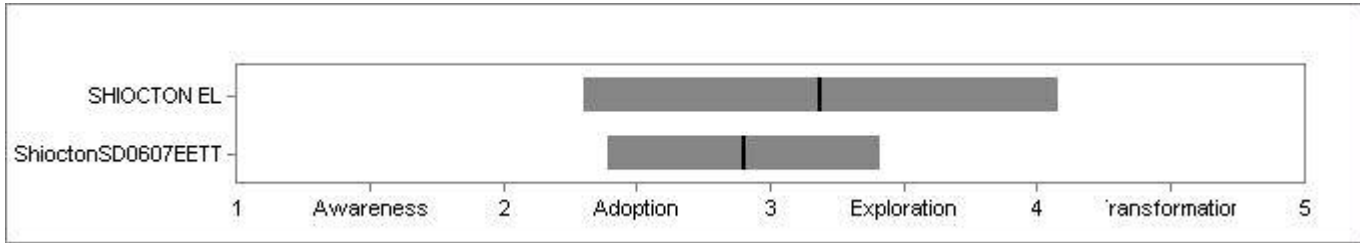
**ShioctonSD0607EETT:** Mean = 2.81 Variation = 0.03

**Indicator:** Community Linkages



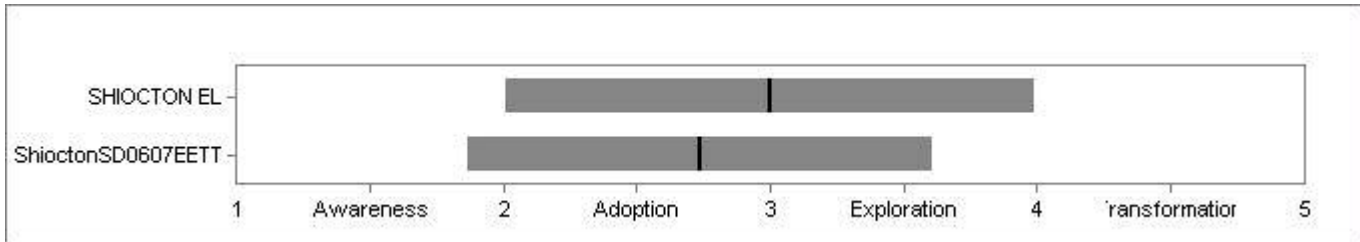
**SHIOCTON EL:** Mean = 2.43 Variation = 0.77  
**ShioctonSD0607EETT:** Mean = 2.37 Variation = 0.59

**Indicator: Stakeholder Commitment**



**SHIOCTON EL:** Mean = 3.19 Variation = 0.89  
**ShioctonSD0607EETT:** Mean = 2.9 Variation = 0.51

**Indicator: Communication**



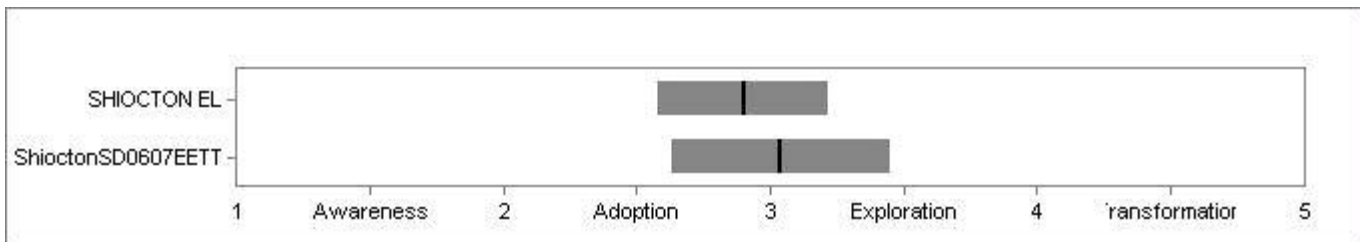
**SHIOCTON EL:** Mean = 3 Variation = 0.99  
**ShioctonSD0607EETT:** Mean = 2.74 Variation = 0.87

**Condition: Effective Teaching and Learning Practice**




**SHIOCTON EL:** Mean = 3.31 Variation = 0.24  
**ShioctonSD0607EETT:** Mean = 3.34 Variation = 0.25

**Indicator: Learning Environment**



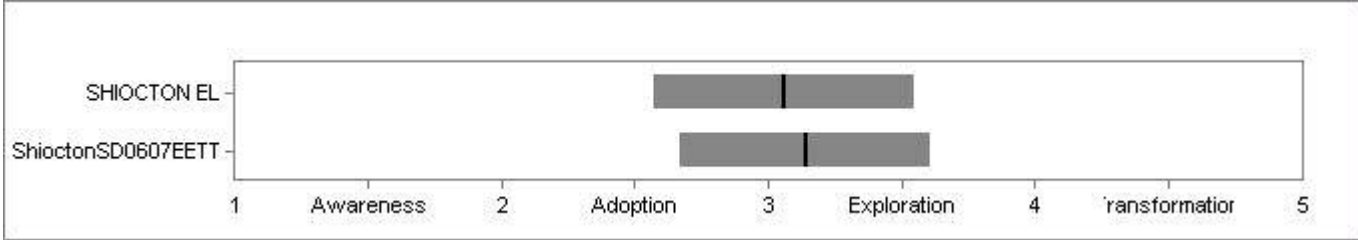
**SHIOCTON EL:** Mean = 2.9 Variation = 0.32  
**ShioctonSD0607EETT:** Mean = 3.04 Variation = 0.41

**Indicator: Alignment To the Vision**



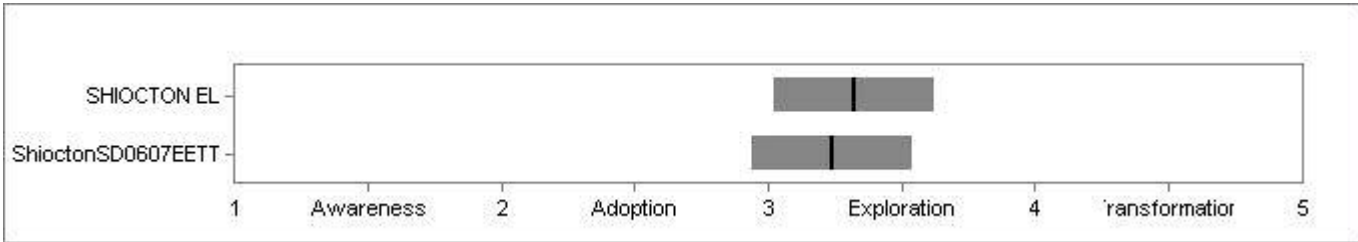
**SHIOCTON EL:** Mean = 3.59    Variation = 0.08  
**ShioctonSD0607EETT:** Mean = 3.6    Variation = 0.07

**Indicator: Relevance**




**SHIOCTON EL:** Mean = 3.06    Variation = 0.49  
**ShioctonSD0607EETT:** Mean = 3.14    Variation = 0.47

**Indicator: Range of Use**



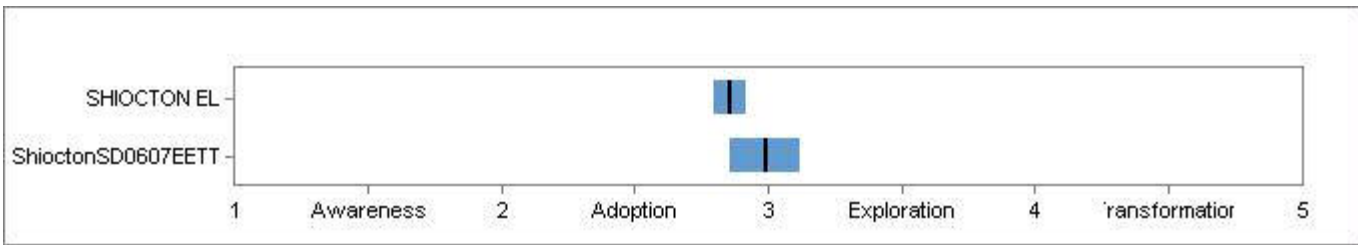
**SHIOCTON EL:** Mean = 3.32    Variation = 0.3  
**ShioctonSD0607EETT:** Mean = 3.24    Variation = 0.3

**Indicator: Sound Base in Research and Best Practices**



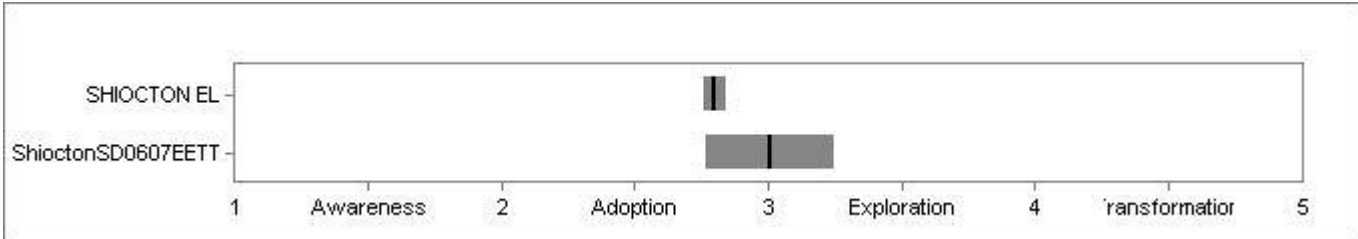
**SHIOCTON EL:** Mean = 3.67    Variation = 0.01  
**ShioctonSD0607EETT:** Mean = 3.67    Variation = 0.01

**Condition: Educator Proficiency**



**SHIOCTON EL:** Mean = 2.86    Variation = 0.06  
**ShioctonSD0607EETT:** Mean = 2.99    Variation = 0.13

**Indicator: Cultivation of Digital-Age Skills and Processes**



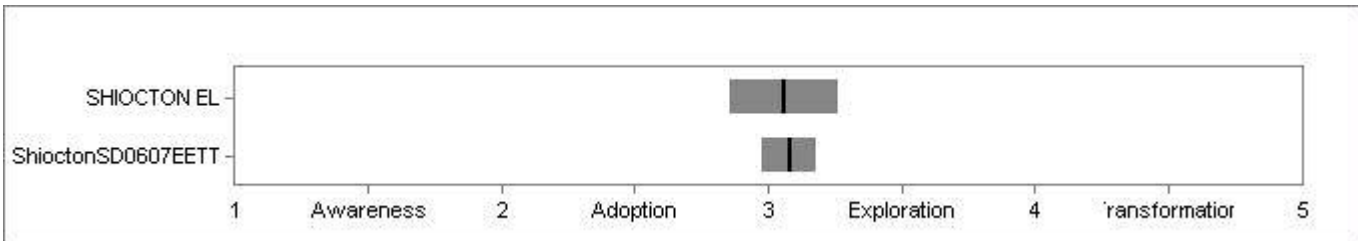
**SHIOCTON EL:** Mean = 2.8    Variation = 0.04  
**ShioctonSD0607EETT:** Mean = 3.01    Variation = 0.24

**Indicator: Planning and Design**



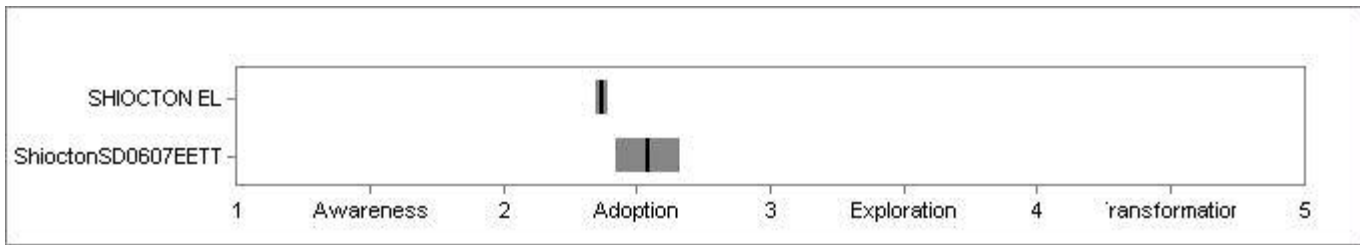
**SHIOCTON EL:** Mean = 2.67    Variation = 0  
**ShioctonSD0607EETT:** Mean = 2.77    Variation = 0

**Indicator: Implementing Technology-Supported Learning**



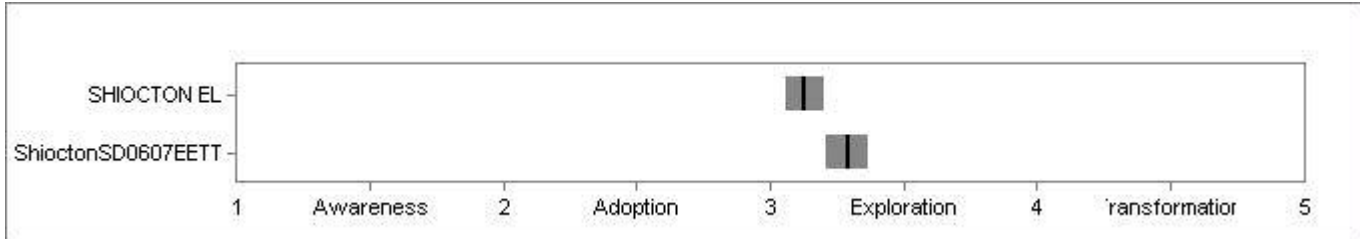
**SHIOCTON EL:** Mean = 3.06    Variation = 0.2  
**ShioctonSD0607EETT:** Mean = 3.08    Variation = 0.1

**Indicator: Assessment Literacy**



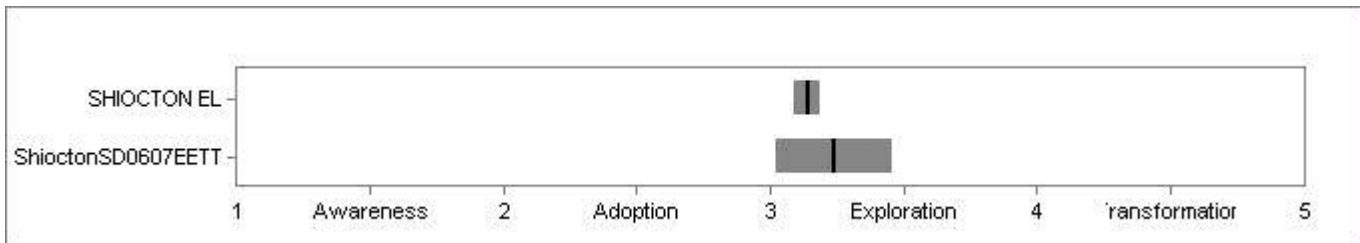
**SHIOCTON EL:** Mean = 2.37    Variation = 0.02  
**ShioctonSD0607EETT:** Mean = 2.54    Variation = 0.12

**Indicator: Professional Practice and Productivity**




**SHIOCTON EL:** Mean = 3.13    Variation = 0.07  
**ShioctonSD0607EETT:** Mean = 3.29    Variation = 0.08

**Indicator: Social, Ethical, and Legal Issues**




**SHIOCTON EL:** Mean = 3.14    Variation = 0.05  
**ShioctonSD0607EETT:** Mean = 3.24    Variation = 0.22

**Condition: Digital-Age Equity**



**SHIOCTON EL:** Mean = 3.95    Variation = 0.42  
**ShioctonSD0607EETT:** Mean = 3.93    Variation = 0.38

**Indicator: Digital Equity: Socioeconomic**




**SHIOCTON EL:** Mean = 3.64    Variation = 0.48  
**ShioctonSD0607EETT:** Mean = 3.5    Variation = 0.34

**Indicator: Digital Equity: Gender**



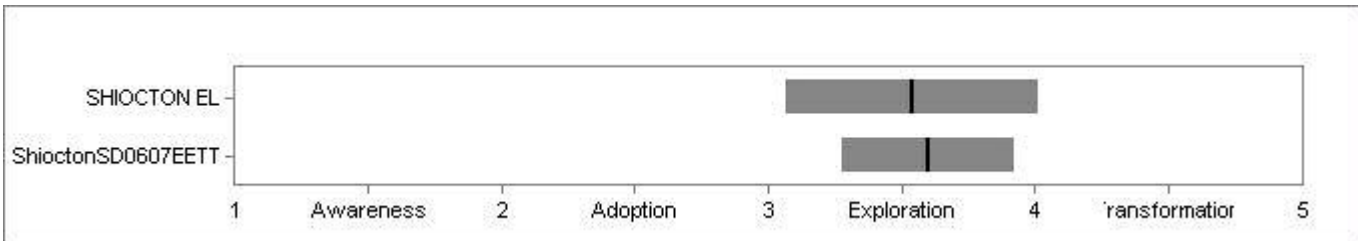
**SHIOCTON EL:** Mean = 4.6    Variation = 0.34  
**ShioctonSD0607EETT:** Mean = 4.57    Variation = 0.34

**Indicator: Digital Equity: Race**




**SHIOCTON EL:** Mean = 4.17    Variation = 0.32  
**ShioctonSD0607EETT:** Mean = 4.08    Variation = 0.33

**Indicator: Digital Equity: Special Needs**




**SHIOCTON EL:** Mean = 3.54    Variation = 0.47  
**ShioctonSD0607EETT:** Mean = 3.6    Variation = 0.32

**Indicator: Digital Equity: Systemwide**




**SHIOCTON EL:** Mean = 3.82    Variation = 0.48  
**ShioctonSD0607EETT:** Mean = 3.92    Variation = 0.58

**Condition: Robust Access Anywhere, Anytime**




**SHIOCTON EL:** Mean = 3.85    Variation = 0.28  
**ShioctonSD0607EETT:** Mean = 3.8    Variation = 0.27

**Indicator: Technology Resources**




**SHIOCTON EL:** Mean = 3    Variation = 0  
**ShioctonSD0607EETT:** Mean = 3    Variation = 0

**Indicator: Connectivity**




**SHIOCTON EL:** Mean = 4.46    Variation = 0.24  
**ShioctonSD0607EETT:** Mean = 4.46    Variation = 0.24

**Indicator: Technical Support**



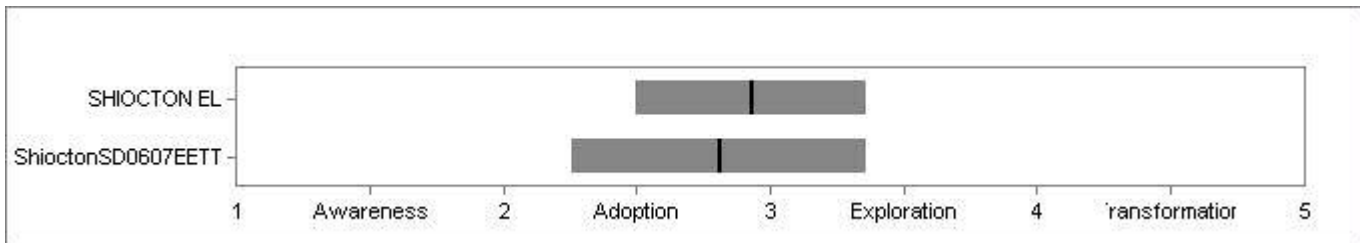
**SHIOCTON EL:** Mean = 4.16    Variation = 0.15  
**ShioctonSD0607EETT:** Mean = 4.15    Variation = 0.15

**Indicator: Technology-Ready Facilities**




**SHIOCTON EL:** Mean = 4.36    Variation = 0.7  
**ShioctonSD0607EETT:** Mean = 4.07    Variation = 0.45

**Indicator: Virtual Learning Opportunities**




**SHIOCTON EL:** Mean = 2.93    Variation = 0.43  
**ShioctonSD0607EETT:** Mean = 2.81    Variation = 0.55

**Indicator: Administrative Processes and Operations**



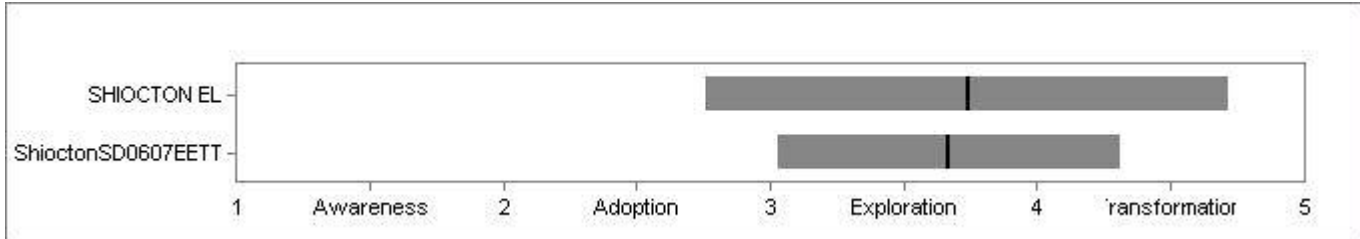
**SHIOCTON EL:** Mean = 4.19    Variation = 0.14  
**ShioctonSD0607EETT:** Mean = 4.3    Variation = 0.23

**Condition: Systems and Leadership**



**SHIOCTON EL:** Mean = 3.73    Variation = 0.39  
**ShioctonSD0607EETT:** Mean = 3.56    Variation = 0.33

**Indicator: Systems Thinking and Process Reengineering**




**SHIOCTON EL:** Mean = 3.74    Variation = 0.98  
**ShioctonSD0607EETT:** Mean = 3.67    Variation = 0.64

**Indicator: Digital-Age Standards and Assessments**




**SHIOCTON EL:** Mean = 3.49    Variation = 0.39  
**ShioctonSD0607EETT:** Mean = 3.57    Variation = 0.33

**Indicator: Culture of Learning and Innovation**



**SHIOCTON EL:** Mean = 3.52    Variation = 0.09  
**ShioctonSD0607EETT:** Mean = 3.29    Variation = 0.17

**Indicator: Community Connections**




**SHIOCTON EL:** Mean = 2.95    Variation = 1.17  
**ShioctonSD0607EETT:** Mean = 2.81    Variation = 0.82

**Indicator: Administrator Proficiency**




**SHIOCTON EL:** Mean = 4    Variation = 0  
**ShioctonSD0607EETT:** Mean = 3.33    Variation = 0

**Indicator: Professional Development**




**SHIOCTON EL:** Mean = 3.76    Variation = 0.11  
**ShioctonSD0607EETT:** Mean = 3.69    Variation = 0.11

**Indicator: Data-Driven Decision Making and Accountability**



**SHIOCTON EL:** Mean = 4.13    Variation = 0.26  
**ShioctonSD0607EETT:** Mean = 3.71    Variation = 0.38

**Indicator: Comprehensive, Prioritized Funding**



**SHIOCTON EL:** Mean = 4.22    Variation = 0.15  
**ShioctonSD0607EETT:** Mean = 4.44    Variation = 0.2

enGauge Framework and Online Assessment © 2008 Learning Point Associates.